

# craftposium magazine

DECEMBER 2014





*strong*



*soft*



*exciting*



*flexible*



*versatile*



*smooth*



*creative*



*genuine*



*bright*



*precise*



*warm*



*funny*



*vivid*



*unique*



*inimitable*



*Aurifil*

**Perfectly suited for every project.**  
Enhance your art with Aurifil threads.



[www.aurifil.com](http://www.aurifil.com)

# LETTER FROM THE EDITOR



Dear Crafters!

Welcome to December and for some people around the world, that means cold, freezing weather, and for others it means the start of summer and finally getting the opportunity to enjoy the sunshine and warm temperatures. I have just returned from a two week expedition in Kenya and we were directly on the equator line and got to be in both the northern and southern hemispheres. And speaking of Kenya, this *McCall's Quilting Magazine* expedition was an extraordinary experience! I am glad things are starting to get back to normal there and business is picking up since people are finally understanding Ebola is no where near this country!

For all of us, the month of December brings the year to an end, and soon we will be saying goodbye to 2014. It has been a whirlwind of traveling for me with 322 days on tour with a variety of groups exploring every corner of the globe- the Amazon Jungle, Machu Picchu, the Galapagos Islands, India, Caribbean & Norway cruises, Germany, Ireland, England, Austria, Mexico, and on safari! It has been pretty amazing to say the least, all of these craft related and traveling with some really special people.

Our 2015 travel calendar is chalker block as they say, with more and more trips being added for a variety of specialized crafts. Besides the usual trips we offer, next year we will be adding tours to Thailand, Antarctica, Australia, New Zealand, and Poland.

For those of you who have been our avid *Quiltposium* and *Craftposium* followers, you will be happy to know we are now publishing this magazine monthly instead of quarterly so we can provide more current information about our tours and you can take advantage of the new travel opportunities we will present. It will be more of a newsletter magazine format now as you will see in this issue.

From all of us at *Crafttours* and *Craftposium Magazine*, we wish you a very Happy Christmas, St. Stephen's Day (boxing day), Hanukah, Kwanza and any other celebration you may be having during the month of December. And remember, life is too short to just sit at home and look at photographs or watch television about places you want to go. Get out there and "Travel your Passion!"

  
Craftposium Editor  
Jim@Craftposium.com







## Hoffman Bali Pre-cuts

Snap, Cracker and Pop your next quilt project, and achieve fast and fabulous results!

Six all-new colorways of our 2 1/2" Bali Pops batik strips, and 5" Bali Snaps and 10" Bali Crackers batik squares are arriving at independent retailers. Each gorgeous yard is made entirely by hand at our facility located on the island of Bali. There, a laser-guided machine cuts the selected fabrics that make up our pre-cuts.

Visit [hoffmanfabrics.com](http://hoffmanfabrics.com) to see swatches, download free quilt patterns, and find your nearest independent Hoffman retailer.

1st Bali Pops group



Parrot Lorikeet Hummingbird Sandpiper Cockatiel Sparrow



Fresh package design



Six color stories



**HOFFMAN FABRICS**  
CALIFORNIA - INTERNATIONAL

90 Years Since 1924

Feel good about choosing our batiks for your quilting and sewing projects. Our factory in Bali filters rinsewater so that it returns clear and natural to the environment. View our video at [youtube.com/user/HoffmanCaliFabrics](http://youtube.com/user/HoffmanCaliFabrics).





# CONTENTS

**FOCUS  
ON**  
Destinations

## TRAVEL

Take an in depth look at just a few of the destinations we visit.

### Bali - p.6

Silver, woodworking, painting, batiks and much more. Bali is an artists dream destination!



### Germany - p.22

Old world style, classic crafts, food and traditional designs.



### Mexico - p.34

San Miguel de Allende has a thriving arts scene from painting, pottery and a variety of other arts and handicrafts.



### India with Jinny - p.14

Take a journey in photographs of our last trip to India with Jinny Beyer.

### Exotic Quilting Adventure in Costa Rica - p.30

Learn more our upcoming trip with Jinny Beyer!



## ARTICLES

### Fun Holiday Ideas - p.10

Baby, it's cold outside~ stay in and craft together with friends!

### Spring in Australia - p.18

Textile Artist, Michelle Mischkulnig shares some of her variegated thread techniques.

### Fun with Leftovers - p.20

A fun idea of all the possibilities you can create with scraps.

### Tending the Home Fires - p.28

A Christmas Story by Jim West.

---

### Photo Contest - p.33

Last Call for our 2014 Photo Contest and a chance to win \$1000 Travel Credit!

### Craftours Trips - p.38

Check out all the great crafting trips we offer in locations around the globe!

---





# BALI INDONESIA



## BATUAN

Batuan is noted for its artwork and style of painting which originated in the village in the 1930s and has since emerged into a major Balinese artistic style, known as a Batuan painting. It is a major painting center and contains a number of art galleries and cooperative art societies which have played a key role in promoting the art of Batuan.



## CELUK

Celuk Village is famous for its artisan jewelry, gold & silver crafts. Most of the local people who work with gold and silver jewelry production are professionals, who are artistic and skillful in the design and development of jewelry design.



## MAS

Mas is an artistic countryside village focused in the art of wood carving. It owns the typical style of wood carving art by placing forward the distinguish synergy the humanism and naturalism. The village's popularity as an art village is famous in the national and international level.


Mas is the home of the renowned Nyana & Tilem Gallery. The area also is the birthplace of the famous Mask Carver Ida Bagus Sutarja





# BATIK INDIGO WORKSHOP

This is a fascinating introduction to Balinese Batik techniques, tools and dyes. A fun-filled, creative workshop to produce an original design, or to try to master the detail of a traditional one. Working in vibrant colors with a skilled teacher, this class is guaranteed to be one of your most unforgettable memories of Bali.



# MONKEY FOREST SANCTUARY

The Ubud Monkey Forest occupies 27 lush, green acres and is home to over 600 long-tailed macaques which are divided into 4 groups that occupy different areas of the park, it is an important cultural and spiritual site.

There are several holy sites located within the complex related to the Balinese Hindu beliefs about death and reincarnation, with a surprisingly important role played by the little scamps that call it home.





# UBUD ROYAL PALACE

The Ubud Royal Palace is one of the most prominent places in Ubud. The palace can also be regarded as the focal landmark of Ubud. The Ubud palace was built during the lordship of the late Ida Tjokorda Putu Kandel (1800-1823), and is well-kept by his successive heirs.

It has well-preserved Balinese architecture and charming garden settings, and is best known among lovers of Balinese arts as one of the main sites to view dramatic evening dance performances.



## BALI BIRD PARK

Experience more than 1000 birds, 250 species and a day that you will never forget. Bali Bird Park plays a key role in protecting and conserving Bali's and Indonesia's endangered wildlife. Bali Bird Park bred many species, including the rare Pesquet's Parrot and numerous Bali Starlings, mainly to support local release programs. There are more than 40 species of protected Indonesian birds in the park, a growing number of which are now breeding successfully under the care of the staff.



## OUR BALI TRIPS

**Bali Textile Expedition**  
with Michelle Mischkulnig (July 3 - 10, 2015)

**Bali, An Exploration in Batiks**  
with Jinny Beyer  
(September 12 - 20, 2015)

**A Creative Expedition in Bali**  
with Ali Edwards  
(August 6 - 14, 2016)



## BATIK FACTORY

Here you will get to see how batik fabrics are made by local artisans. Watching how batik is produced is very interesting and it gives you a real appreciation for the talent it requires and the many hours involved.

After seeing how batik is made make your way in their large store and buy some batik for yourself. You'll find scarves and sarongs, purses and bags, journals and address books, clothing, paintings, and many other batik items for sale.



# The **ULTIMATE MIXED MEDIA** CRUISE

OCTOBER 18-25, 2015



Jim Hankins




Angela Medina



Cheryl Mezzetti



Jen Starr



Frank Garcia



Jim West

## PACKAGE INCLUDES:

Accommodations onboard Royal Caribbean's beautiful Navigator of the Seas, all port charges & taxes, workshops with our amazing educators, a welcome gathering, cocktail party, all meals and Royal Caribbean's award winning entertainment, and much more!



ROYAL CARIBBEAN'S Navigator of the Seas



The **ENTIRE** cost of this 8-Day Caribbean Cruise is only

# \$1298.00

(per person based on double occupancy)



TOLL-FREE TELEPHONE **877-887-1188**

**WWW.CRAFTOURS.COM**

PRICES AND ITINERARY ARE SUBJECT TO CHANGE. PLEASE REFER TO OUR TERMS AND CONDITIONS AND CANCELLATION PENALTIES ON OUR WEBSITE. GRATUITIES AND OPTIONAL SHORE EXCURSION COSTS ARE NOT INCLUDED. TRAVEL INSURANCE IS HIGHLY RECOMMENDED FOR THIS CRUISE.





Baby  
*it's*  
COLD  
*outside*

Warm Up Here!

Nothing says wintertime fun like hot chocolate! Steaming cocoa fragrant with chocolate and half melted marshmallows is a favorite with children and adults. Why not use this simple treat as an opportunity for holiday socializing? A hot chocolate party is an inexpensive way to host an informal party and share in the joy of the season.





## Step Right Up!

Creating a sign that has the instructions for how many scoops of hot chocolate to use per the amount of hot milk/water, is a great way for your guests to know how much to use to make their drink.



Find different flavors of hot chocolate and have them labeled and placed on the table. A few flavors that are out there are: Milk Chocolate, Dark Chocolate, Salted Caramel, Red Velvet, Gingerbread, S'mores, Nutella, White Mocha, and Peanut Butter Cup.

Then get your toppings, like marshmallows, sprinkles, chocolate chips, peppermint pieces, and different candies. Place them in bowls with labels so everyone can see what options they have for their drink.



Last but not least don't forget the stirrers; a peppermint stick, cinnamon stick, or a chocolate hazelnut prouette.

## NOW ENJOY!!



# DECORATION IDEAS

## Swedish Paper Stars

A Swedish Christmas tradition is to have large paper star lanterns hanging in the windows. You can see these lanterns in nearly every window each December.

Use these as decorations above your bar. Mix them with some paper snowflakes and it will bring your theme of "Baby It's Cold Outside" to life.

[Click here for the printable pattern and tutorial.](#)

## Paper Snowflakes

These 3D paper snowflakes look beautiful hanging in a window or on a wall. They would be fun to hang with the Swedish Paper Stars above to decorate for your "Baby It's Cold Outside" party.

This pattern is just made out of white paper but it would be fun to make it out of glittery paper or adding glitter to the white paper snowflakes.

[Click here for the instructions.](#)





# Icicle Candle Holders



When we think about winter we always think of a warm cozy fire. To replicate the feel of a winter fire, we thought we would create something around candlelight.

The glitter of the icicles catch the glow of the flame and twinkle like icicles outside catching the suns rays.

[Click here for the Instructions.](#)



# Winter Themed Tags



To use to label your Hot Chocolate Mixed and all the toppings. You could also use these for gift tags for your Christmas presents.

[Click here for instructions.](#)



STAY SAFE & WARM!





Exploring Textiles,  
Colors and Designs in  
**INDIA**

OCTOBER 20-31, 2014



I had traveled to India with Jinny Beyer in the past, and I have to say, the one we had just finished a few months ago was another winner! From elephant rides and a special dinner at the Amber Palace, to participating in some extraordinary hands on textile projects, it was a dream come true. The camel fair in Pushkar, the flower market in Jaipur, the sensational food we ate and the great hotels where we stayed made this a first class, top shelf experience. Here are some photographs from that expedition...

*Jim West*

















# SPRING IN AUSTRALIA



by Michelle Mischkulnig



I adore the change of seasons, the light, textures, colours, and scents. There's also the anticipation and the emotions that seasonal change draws from us.

During Autumn in the Northern Hemisphere it is our Spring here in Australia—full of glorious days, spring softness in light, colours beginning to burst, cool breezes, promises of summer and textures erupting into full bloom. I can breathe this season in to the centre of my being and look forward to fresh beginnings.

I hope your Autumn brought it's glowing colours, those glorious leaves that twirl and swirl and tickle the souls of your feet and the knowledge of the warm fires and crisp snow winter brings..





I would like to share with you some of my techniques and hope that these ideas grow into something most unexpected but creatively stimulating. I will build on these techniques in each edition of Craftsposium. So lovely to meet you all and enjoy the journey.

I love to use variegated threads, they add personality and life to your art work. I prefer to use rayon machine thread for its vibrancy of colour, lustre and its softness in drape but the techniques I am sharing applies to most machine embroidery threads.

The dyeing of variegated threads can make them appear to be blocks of colour when stitched. I like to soften this look.

My technique for softening the colour blocks is to add a plain thread with the variegated. I run both these threads through the top of the sewing machine simultaneously. Both threads are then threaded through the same needle and stitched conjointly. Some sewing machines (especially super fast ones may struggle with this technique and it may cause thread breakage). My domestic machines have no trouble handling the double threads a small adjustment with the tension and away we go.

To the right are some examples using the same variegated in each stitch but changing the companion thread. It is interesting to see the different colours and lots of fun to experiment with them.

Don't be afraid to play to your hearts content, you may surprise yourself in what you can achieve.



## VARIEGATED THREADS





# FUN WITH LEFTOVERS

I have a container that sits next to my sewing machine which I drop all my thread ends and little left over treasures from my silk fabric and fibres. The beautiful lustre of the threads and sparkle of metallic, the colours of fabrics, all create a treasure chest of ideas.

What I like to use the threads for is to build up areas of texture and colour in my artworks using vleisofix as my adhesive web medium. Vleisofix is a double sided applique web which I can't create with out it, it has so many uses "never leave home with out it".



1

Peel the vleisofix web off the backing paper and place on a similar sized background fabric. I have used calico.



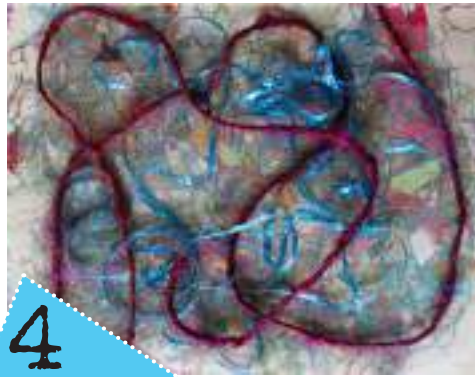
2

Then finely snip your thread ends and treasures and sprinkle over the vleisofix, creating a layer as fine or thick as you wish.



3

Cover your thread texture with piece of non-stick baking paper and iron with a hot dry iron (not steam) When the glue web appears to have melted lift the paper and you will see that all the thread snips are stuck to your backing fabric.



4

If you are feeling adventurous place another layer of vleisofix on top of your thread texture and add another layer of texture. Put baking paper on top and iron again.

You can create such wonderful affects, stitch over your texture on the machine or by hand add more fabric or paint...



Just have a play and enjoy what you can create from this technique.



Available this Holiday Season!



Give the Gift of

TRAVEL

Gift Certificate



TOLL-FREE TELEPHONE 877-887-1188

CONTACT US AT  
[INFO@CRAFTOURS.COM](mailto:INFO@CRAFTOURS.COM)





# GERMANY AUSTRIA & BAVARIA

## *Christkindlmarkt Expedition!* by Jim West

Last year I had the great opportunity to travel to Germany and explore the Christmas Markets throughout Munich, Salzburg, Innsbruck and Bavaria and I have to say, by far it was one of the best trips I have ever taken.

We traveled the first week in December when snow was already on the ground

and the holiday spirit was in the air. We stayed in Munich for three nights and explored everything this fabulous city has to offer. It was our hub as we visited Neuschwanstein Castle, traveled to the concentration camp of Dachau and explored up to thirteen different Christmas markets throughout the city.

After an extraordinary time, we checked out of our five star hotel and traveled a few hours to the heart of Bavaria, where we stayed in a small village that can best be described Hansel and Gretel-land, with tutor style buildings and homes all decorated with small Tivoli Christmas lights. This village was our home for four nights.

## RUHPOLDING *St. George's Day Parade*







## HERRENCHIEMSEE CASTLE

This Neo-Baroque New Palace stands as a monument to King Ludwig's admiration of King Louis XIV of France. Its great hall of mirrors' ceiling is painted with 25 tableaux showing Louis XIV at his best.

play  
video



We traveled out each day to different places like Innsbruck, Salzburg and Obberamergau. Each one of these places provided festive Christmas markets that offered a wide variety of items, from hand knitted sweaters and mittens to hand carved cuckoo clocks and ornaments. Crafts were everywhere, and I couldn't help feel I was transported to Santa's workshop where the elves were making extraordinary items.



Getreidegasse in Salzburg

## SALZBURG

Salzburg's "Old Town" (Altstadt) is internationally renowned for its baroque architecture and is one of the best-preserved city centers north of the Alps. It was listed as a UNESCO World Heritage Site in 1997.

Salzburg was the birthplace of 18th-century composer Wolfgang Amadeus Mozart. In the mid-20th century, the city was the setting for parts of the musical play and film *The Sound of Music*.

play  
video





# INNSBRUCK



Innsbruck is the cultural and economic centre of western Austria. It is also one of the most famous and substantial tourist centres. Innsbruck is a university city, with several locally based colleges (or universities).

Innsbruck has a beautiful town centre with its historic buildings, the friendly ambience and the extensive sport facilities both in winter and in summer.



*The atmosphere throughout all the markets was nothing short of joyous and cheerful. Christmas music played as we walked from stall to stall holding our hot toddy and singing along as we sampled homemade candies and of course tasty pretzels. I really felt I was transported to a land unlike anything I had ever seen!*



Erhöhen Sie Ihre Marke mit den besten Strategien für den Marketing. Sie ist ganz einfach mit den neuesten Marketing-Tools zu realisieren. Kontaktieren Sie uns heute.

POSTKARTE

Ad



# OBERAMMERGAU

Oberammergau is a municipality in the district of Garmisch-Partenkirchen, in Bavaria, Germany. The town is famous for its production of a Passion Play, its woodcarvers, and the NATO School.



# PASSION PLAY

The Oberammergau Passion Play was first performed in 1634 and is the result of a vow made by the inhabitants of the village that if God spared them from the effects of the bubonic plague then sweeping the region they would perform a passion play every ten years.





Summer



Winter

in Bavaria!

## NEUSCHWANSTEIN CASTLE

Neuschwanstein embodies both the contemporaneous architectural fashion known as castle romanticism (German: Burgenromantik), and Ludwig II's immoderate enthusiasm for the operas of Richard Wagner.

The palace was intended as a personal refuge for the reclusive king, but it was opened to the paying public immediately after his death in 1886.



## DACHAU

Dachau was founded in the 9th century. It was home to many artists during the late 19th and early 20th centuries; well-known author and editor Ludwig Thoma lived here for two years. The town is also known for its proximity to the infamous Dachau concentration camp built in 1933 by the Nazis, in which tens of thousands of prisoners died.



# CRAFTS OF GERMANY, AUSTRIA & BAVARIA

The colourful and attractive frescos know as "Lüftmalereien" that adorn the facades of the Oberammergau houses relate the history of the 500 year-old handicraft of wood carving. This area of the Ammergau Alps is currently home to some 60 wood carvers.



A traditional German Christmas-tree requires traditional handmade Erzgebirge ornaments. They are handmade, made out of wood and are also designed with love.



Another of the traditional wooden Christmas decorations, are the Christmas pyramids. Originally these were slightly different, with a pyramid shaped wooden construction with candles on the top. Eventually this developed to the way we know these structures today.

The first glass Christmas tree decorations are also reckoned to have originated in Germany and made popular in the 19th century. Sales really took off when people saw Queen Victoria's Christmas tree which had been decorated with ornaments from Prince Albert's German homeland.



## OUR GERMANY, AUSTRIA & BAVARIA TRIPS

Art Journaling Mixed Media Tour  
with Dyan Reavley (May 23 - 31, 2015)

Christmas Markets  
with McCall's Quilting Magazine  
(December 5 - 13, 2015)

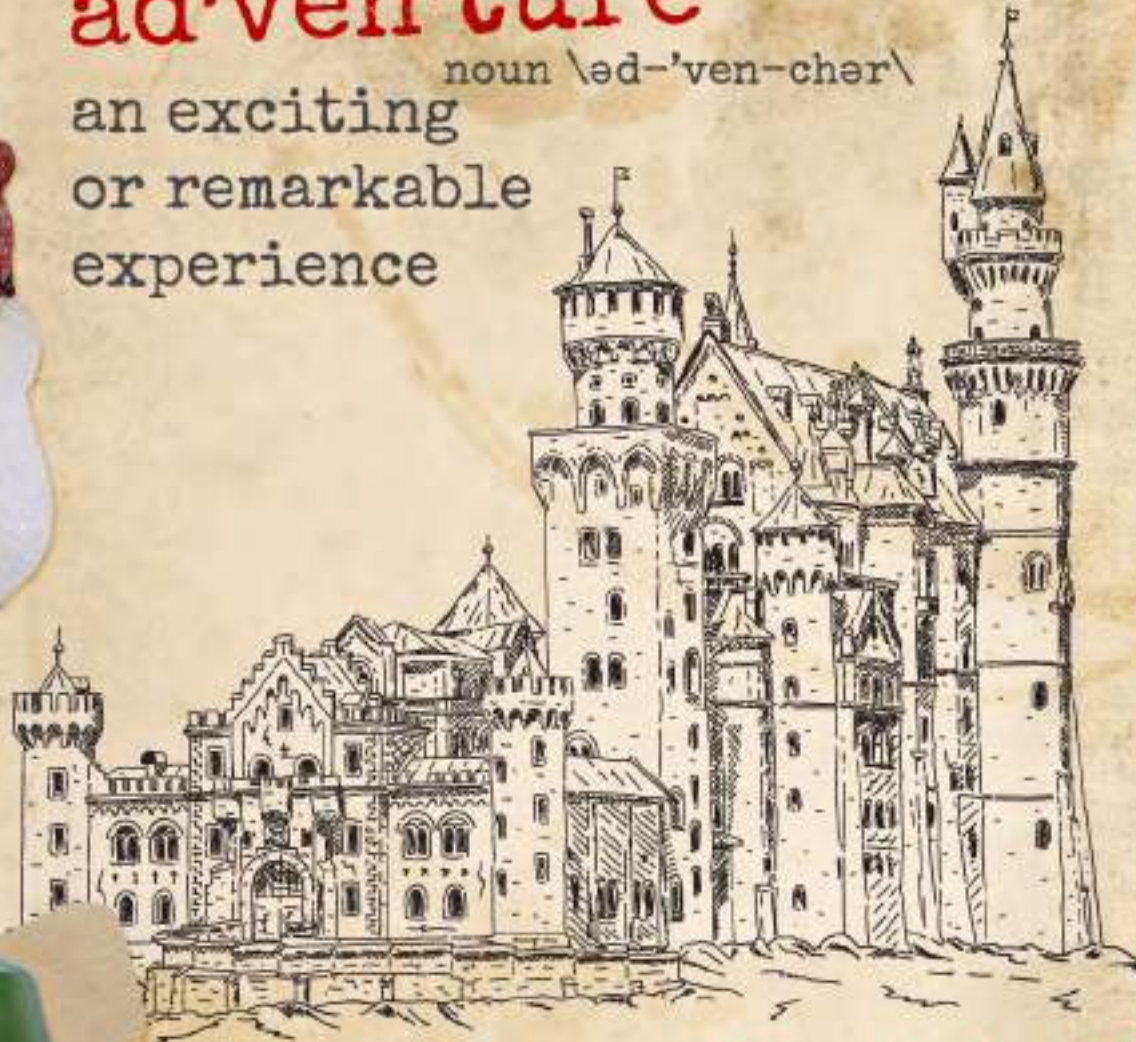
Craftours will be traveling next year again to the same places in December with McCall's Quilting Magazine and enjoy everything the Christkindlmarkt's have to offer I hope you can join us!



# ad·ven·ture

noun \əd-'ven-cher\  
an exciting  
or remarkable  
experience

an exciting  
or remarkable  
experience



May your coming year be filled with magic and dreams and good madness. I hope you read some fine books and kiss someone who thinks you're wonderful, and don't forget to make some art - write or draw or build or sing or live as only you can. And I hope, somewhere in the next year, you surprise yourself.

- Neil Gaiman

Fröhliche Weihnachten!





# T E N D I N G

## T H E H O M E F I R E S

By Jim West

Our hardworking parents always did their best to provide memorable holidays for their family of seven.

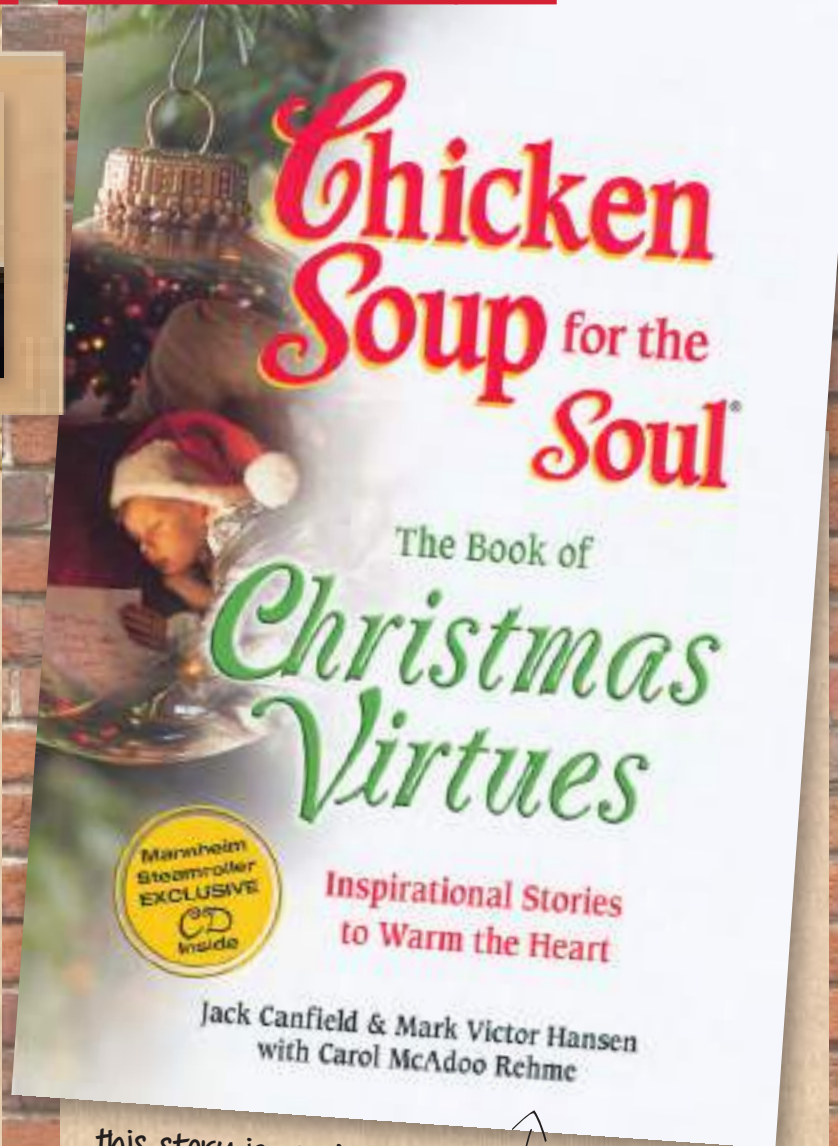


Weeks before Christmas, my father pulled double and even triple shifts at the cement mill to make sure there would be presents under the tree. Coated in ashes and soot he'd drag into the house each night, bone-weary from cleaning out smokestacks. Besides one full-time job as the city clerk and another mothering us, Mom did all the things necessary back in the 1960's to make our budget stretch: sewing clothes into the wee hours of the morning, mending hand-me-downs, packing school lunches and laundering cloth diapers.

Even so, my parents emphasized the memory-making moments: designing elaborate macaroni ornaments to decorate the tree, hanging dozens of cheery greeting cards from loved ones around our bedroom door frames, and singing carols as we hauled aging boxes of decorations from the basement to the living room. In mid-December, Mom gathered her baking sheets, her huge wooden rolling pin and her kids to spend an entire day in the cramped kitchen baking and decorating sugar cookies.

And she always delegated one duty to me.

Because our scant living room had no fireplace to hang stockings, we used a cardboard-kit substitute. It was my job to assemble it each year, that special place where Santa would soon leave his presents for us.



this story is reprinted from

Against one wall, I unfolded the fireplace in front. Then I placed and balanced the black cardboard mantle that bore wounds from dozens of punctures where we'd thumb-tacked our stockings during holidays past. After I inserted a red light bulb into the hole near the metal spinner, I plugged in the cord so the logs would "burn."

Satisfied at last, I settled to the floor in my favorite nook across from the fireplace –



directly in front of the furnace vent. I knew the warm air blew from the basement, but in my mind, the heat spread from the cardboard logs to ignite my imagination. It was there that I spun my boyish dreams and lived my foolish fantasies.

The years drifted on, and so did I.

When all of us kids were grown and on our own, our parents hit the jackpot. I mean really hit the jackpot. In a big way. They won over two million dollars in the Illinois State Lottery!

As instant millionaires, the first thing they did was look for a new place to live. My father insisted on only two musts: an attached garage and . . . a working fireplace. My mom wanted more space. And they found it: a beautiful two-story house with four bedrooms, a spacious kitchen, a dining area, a two-car garage, a roomy basement – and a living room with a working fireplace.

In December after their move, we all came home for our first holiday together in years. While everyone lazed and chatted by the fireside on Christmas Eve, I rose to my feet to stroll through the house on a private tour.

Mom had decorated with recently purchased crystal ornaments and a hand-carved Santa from Germany. Embroidered holiday doilies graced new end tables, and expensive wrapping paper enveloped dozens of presents under a beautifully lit tree. From top to bottom, the place murmured, “New, Gorgeous, Tasteful.” It certainly wasn’t the home as I remembered it.



Near the stairwell, I glanced up . . . and did a double take. Perched at the top, like a forgotten old friend I might bump into on the corner, stood the raggedy cardboard fireplace. With a smile as wide as Mom’s rolling pin, I climbed the stairs and sank to the top step as a wave of boyhood memories washed over me.

Before long, Mom found me upstairs and stood silently at my side. I looked up, waiting for her eyes to meet mine.

“You kept it, this old fireplace in your new home. Why?”

After a long moment, she placed her hand on my shoulder and bent toward me. “Because I don’t ever want any of us to forget the simple joys of Christmas,” she whispered.

And I nodded in understanding, pleased that I could still feel the warmth radiating from the old, cardboard fireplace.





## EXOTIC QUILTING ADVENTURE IN

# COSTA RICA

WITH JINNY BEYER

February 3 - 10, 2015



Traveling with  
Jim West  
craftours founder

Join us on this exotic and fascinating adventure as we explore flora & fauna, quilting, crafts markets and more! It will be an experience that will touch your soul!

**Book Today!**


### Tuesday, February 3rd

This morning we will fly from the **Fort Lauderdale Airport** to **SAN JOSE, Costa Rica**. Upon our arrival we will meet our coach driver and tour escort, **Jim West**, who will take us on a three hour drive to our deluxe resort hotel. We will board a ferry that will take us to the hotel from the mainland, and then settle in for the next four nights. We will gather for a special "welcome dinner" with our special guest, **Jinny Beyer. D**



## Wednesday, February 4th


Following a delicious breakfast, we will enjoy a special morning workshop at the hotel with **Jinny**. The afternoon is free for you to relax and enjoy yourself with any of the special tours or amenities the hotel has to offer. Tonight we will gather for a relaxing dinner. **B, D**



## Thursday, February 5th

This morning after a delicious breakfast, we will enjoy a full day tour. Very early in the morning we will board our boat in **Bahia Ballena**. We will enjoy a relaxing cruise and watch sea birds and possibly jumping fish while we cruise out of the Bay on our way to **Curu Nature Reserve**. We will land on the beach of Curu Reserve, which is a working farm and has been operated by the same Costa Rican family for many generations. Here you will be able to hike and explore some of the parks amazing flora and fauna. There is a large variety of wild animals and many monkeys that live here in their natural habitat and which coexist with the plantations and the cattle farms.

Then, we board the boat again, pass a shipwreck and a magnificent rock archway carved by nature. Once we get to the **Tortuga Island**, we can snorkel and see lots of coral, a large variety of tropical fish, oysters and octopus. The flora and fauna here is stunning and is nature at its best! We can enjoy a stroll along the gorgeous white sand beaches and be able to rent kayaks and other water sport equipment. Following this we will move on to the **Pochote Mangrove**. We will enter the river on small rafts and sit and relax while seeing and listening to the sounds of the jungle. There will be hundreds of types of birds and animals which have made this mangrove their home for many centuries. We will return to our hotel later in the day. **B, L**



## CURU NATURE RESERVE

Curu National Wildlife Refuge and Hacienda is nestled in one of Costa Rica's most naturally alluring regions -the southern Nicoya Peninsula. The area is swarms with wildlife and features one of the most photogenic beaches and preserved bays on the Nicoya Peninsula.

The region offers easy access to some of Costa Rica's most signature species such as White-faced monkeys, Howler monkeys, Spider Monkeys, Scarlet Macaws, White-tailed Deer, Collared Peccary, Coati, Raccoons, Coyotes, Iguanas, and hundreds of tropical and migratory birds.



## TORTUGA ISLAND

Isla Tortuga is one of the Nicoya Peninsula's star attractions with its crystalline waters and tropical white-sand beaches. Named Turtle Island for its volcanic rock formations that resemble the majestic marine creatures, Tortuga is comprised of two uninhabited islands and sits a few miles in front of Curu Wildlife Refuge.



## POCHOTE MANGROVE

Pochote is a peaceful and laidback fishing village surrounded by a mangrove area on the pacific coast of Costa Rica.







## Friday, February 6th

Today we have set aside for you to enjoy this incredible resort and all the amenities it has to offer. You may opt to participate in one of the day tours, play a round of golf, enjoy a massage or beauty treatment in the spa or just lounge around by the swimming pool or on the sand. It is a magical day that you can create for yourself. Tonight we will meet for dinner and reminisce about our day. **B, D**

## Saturday, February 7th

This morning following breakfast, we will check out of our resort hotel and board a bus that will take us to **SAN JOSE**. We will again cross the ferry and drive to our first class hotel. Once we check in, there will be time to relax before dinner. **B, D**

## Sunday, February 8th

Today we will visit the town of **SARCHI**, a community known for its artisans and quality handmade crafts. We will stop by a woodcrafter's workshop where the tools are powered by a waterwheel located right inside the workshop! We'll have time for shopping in the crafts cooperative which has a great selection of souvenir and gift items in all price ranges. We will have lunch at a nearby restaurant before returning to our hotel. This afternoon **Jinny** will meet with us for one final time. Tonight is free at your leisure. **B, L**

## SARCHI

Sarchí is the capital city of the canton of Valverde Vega also known as Sarchí in the province of Alajuela in Costa Rica. The district of Sarchí covers an area of 15.11 km<sup>2</sup>, including the central area of the city. It has a population of 6,912. The district of Sarchí Sur covers an area of 6.51 km<sup>2</sup>, and has a population of 4,659.



## Monday, February 9th

Because San Jose is a pretty amazing area, we are giving you another opportunity to explore on your own. For those who are interested, this morning we are offering an "optional" tour to a *coffee plantation*. **Doka Estate** is located on the slope of Poas Volcano, near San Jose and La Paz Waterfall Gardens. This working coffee plantation and processing plant provides a tour on how coffee is cultivated, harvested and processed. Cost of this "optional" tour is \$67pp and includes lunch. There are numerous tours to take and things to see and do and you can enjoy yourself with any of them. Tonight we will meet for our "farewell dinner" and bring our **Costa Rica Expedition** to a close. **B, D**

## Tuesday, February 10th

Today following breakfast we will check out of our hotel and drive to airport for our flight back to **FORT LAUDERDALE**. **B**





# LAST CALL!

## 2014 PHOTO CONTEST

### CONTEST RULES:

- » All photographs submitted must be taken during trips planned by Craftours or any of its sister companies.
- » When submitting your photograph, please include your name, email, telephone number, and destination where the photograph was taken.
- » You may submit no more than 5 photographs.
- » Should you win this contest, you agree your photograph will become the property of Craftours.
- » \$1000 prize is awarded as travel credit that can be used on any Craftours or its sister companies' trips.

WIN  
**\$1000**  
Travel Credit

Submit photographs via email to: [Media@SewManyPlaces.com](mailto:Media@SewManyPlaces.com)  
Winner will be announced in February 2015 issue of Craftposium. Photographs must be received by December 31, 2014 to be eligible for this contest.





# MEXICO

## SAN MIGUEL DE ALLENDE



Traveling with  
Pam Holland!

[View the trip itinerary](#) →

San Miguel de Allende is a city that manages to be both quaint and cosmopolitan at the same time. Once an important stop on the silver route between Zacatecas and Mexico City, its historic center is filled with well-preserved buildings from the 17th and 18th centuries. With its narrow cobblestone streets, leafy courtyards, fine architectural details and sumptuous interiors, San Miguel de Allende is arguably the prettiest town in Mexico.

In 2008 UNESCO recognized San Miguel de Allende and the neighboring Sanctuary of Jesus de Atotonilco as World Heritage of Humanity sites, citing the town's religious and civil architecture as a demonstration of the evolution of different trends and styles, from Baroque to late 19th century Neo-Gothic.

San Miguel is a preferred destination of art lovers. Whether you're an aspiring or accomplished artist, or just prefer to admire the creations of others, you'll be happy here. Studio openings, courses and workshops form a vital part of the thriving arts scene. Galleries, boutiques and shops selling a wide range of art and handicrafts are plentiful so it won't be hard to find souvenirs to take home with you.





# AURORA ARTS & CRAFTS MARKET

Fábrica la Aurora is one of San Miguel's most unique destinations, a beautiful art and design center housed in a former textile factory from the turn-of-the century.

Peek inside the studios of working artists, while strolling through the historic hallways. Browse through contemporary art galleries or enjoy a glass of wine and a gourmet meal in the pleasant atmosphere of the factory's tiled terrace. This is the perfect place to find a unique gift for yourself or someone at home.



## DOLORES HIDALGO

Considered a Mexican heritage site, Dolores Hidalgo was the birthplace of independence, a patriotic and symbolic feat in the country's history. The city was a small town known simply as Dolores when Father Miguel Hidalgo uttered his famous cry for the independence of Mexico (the Grito de Dolores) there in the early hours of September 16, 1810, in front of his parish church. The church, which is located in the central square of the town is a popular destination for all. After Mexico achieved independence, the town was renamed Dolores Hidalgo in his honor.

Today Dolores Hidalgo is known primarily for its ceramics industry, which provides income to well over half the city's population.





# GUANAJUATO

Declared a World Heritage Site by UNESCO in 1988, Guanajuato is one of the most picturesque cities in Mexico. Its labyrinthic, cobblestoned alleyways, squares, the colors of its façades, its strange topography, stairways and its lively environment take visitors back to a different world all by itself. Capital of the state of the same name, Guanajuato emerged in the sixteenth century, when rich gold and silver veins were found in its subsoil. Thus, the city grew around this activity and became the most important mining center in colonial times.



Dancers  
in town



Cooking  
Lesson  
with locals!  
→



## OUR MEXICO TRIP

Arts & Crafts of Mexico  
with Pam Holland (March 7 - 13, 2015)



# Craftshot



One of the most recognizable, iconic statues in the world is the Statue of Liberty in New York Harbor. This was a gift from the French people to the American people and was presented October 28, 1886. The statue is of a robed female figure representing Libertas, the Roman goddess of freedom. This photo, however, was not taken in New York, it was taken on the Seine River in Paris! A smaller version of the original statue faces southwest on a manmade island in the city center. This statue was dedicated in July 4, 1889 and was a gift from the American people back to France.







## OUR TRIPS

### Cake Decorating

#### **France**

*Exploring French Cakes & Desserts*  
May 2 - 10, 2015

#### **Caribbean Cruise**

*Decorating for Beginners Cruise*  
October 25 - November 01, 2015

#### **England Tour**

*& The Cake International Show*  
March 2016

### Embroidery

#### **School @ Sea**

*Craftours Caribbean Cruise*  
February 22 - 28, 2015

#### **China**

*Embroidery Expedition*  
October 17 - 26, 2015

#### **Tuscany**

*Italian Design Inspirations*  
September 5 - 13, 2015

### Cooking

#### **France**

*Exploring the Palate of France*  
September 12 - 21, 2015

#### **Caribbean Cruise**

*Cuisine Cruise*  
October 25 - November 01, 2015

#### **Romantic Tuscany**

*A journey of food and wine.*  
May 13 - 21, 2016

### Felting

#### **Caribbean Cruise**

*Felting for Beginners Cruise*  
September 27 - October 4, 2015

#### **Ireland**

*Felting in the Emerald Isle*  
September 5 - 14, 2015

#### **New Zealand**

*Best of New Zealand Felting*  
January 16 - 26, 2016

### Crocheting

#### **Ireland**

*Crocheting in the Emerald Isle*  
September 5 - 14, 2015

#### **Caribbean Cruise**

*Crochet & Crafts Cruise*  
September 20 - 27, 2015

#### **New Zealand**

*Crocheting Adventure*  
February 20 - March 1, 2016

### Jewelry & Beading

#### **Ireland**

*Inspirational Celtic Designs Journey*  
July 10 - 19, 2015

#### **Africa**

*Beading, Jewelry & Safaris in Kenya*  
October 3 - 11, 2015





## Knitting

### **Love of Knitting Ireland**

*Including a workshop on the Aran Islands!*

October 23 - November 1, 2015

### **New Zealand**

*A Knitters Wool Tour*

March 4 - 14, 2016

### **England Tour**

*& The Knitting and Stitching Show*

March 2 - 10, 2016

## Painting

### **Tuscany**

*Exploring the Colors, Textures and Beauty with **Sheila Frampton-Cooper***

October 1 - 9, 2015

### **Caribbean Cruise**

*Painting for Beginners*

November 16 - 21, 2015

### **Bali**

*Colors of Bali Expedition*

September 10 - 18, 2016

## Mixed Media

### **Germany, Austria & Bavaria**

*Art Journaling with **Dyan Reavley***

September 5 - 14, 2015

### **Make Art in England**

*Tour & workshop with **Wendy Vecchi***

July 25 - 31, 2015

### **Caribbean Cruise**

*with **Jim Hankins, Angela Medina,***

***Cheryl Mezzetti, Jen Starr & Frank Garcia***

October 18 - 25, 2015

## Papercrafts

### **Tuscany**

*Italian Inspirations in Colors & Designs*

September 5 - 13, 2015

### **Caribbean Cruise**

*Holiday Card Making Cruise*

October 18 - 25, 2015

### **Caribbean Cruise**

*Papercrafts Cruise*

January 3 - 9, 2016

## Mosaics

### **Tuscany**

*Italian Mosaic Master Tour*

November 7 - 15, 2015

## Photography

### **Africa**

*A Safari in Photographs*

November 7 - 17, 2015

### **South America**

*The Amazon & Machu Picchu*

February 4 - 14, 2016

### **Tuscany**

*Photography, Art, Food & Wine*

October 1 - 9, 2016



# Quilting

## Costa Rica

*An Exotic Quilting Adventure  
with **Jinny Beyer***  
February 3 - 10, 2015

## School @ Sea

*Craftours Caribbean Cruise  
with **Kaye England, Sue Bouchard,  
Carol Moellers, Dana Lynch, Brian  
Haggard, Mary Ellen Francis  
& Jim West***  
February 22 - 28, 2015

## Mexico

*Arts & Crafts Tour  
with **Pam Holland***  
March 7 - 13, 2015

## Tuscany

*A Colorful Journey of Food, Art &  
Landscapes with **Jinny Beyer***  
April 17 - 25, 2015

## Pieces of Tuscany

*with **Bonnie Hunter***  
May 2 - 10, 2015

## Ireland

*Celtic Treasures of the Emerald Isle  
with **Ricky Tims***  
June 3 - 14, 2015

## Ultimate China

*with McCall's Quilting Magazine  
escort, **Beth Hayes and Jim West***  
June 16 - 24, 2015

## Quilter's England

*Journey with McCall's Quilting  
Magazine escort, **Beth Hayes and  
Jim West***  
August 4 - 14, 2015

## Budapest, Vienna & Prague

*Journey with **Ricky Tims & Jim West***  
August 20 - 30, 2015

## Germany, Austria & Bavaria

*with **Karla Alexander & Sue Bouchard***  
August 21 - 29, 2015

## Journey to Poland

*with **Mark Lipinski***  
September 2 - 10, 2015

## Bali

*An Exploration in Batiks  
with **Jinny Beyer***  
September 12 - 20, 2015

## Treasures of Tuscany

*with **Fons & Porter Magazine Editor,  
Jean Nolte & Jim West***  
September 22-29, 2015

## Tuscany

*Exploring the Colors, Textures and  
Beauty with **Sheila Frampton-Cooper***  
October 1 - 9, 2015

## Quiltville Caribbean

*Cruise with **Bonnie Hunter***  
October 4 - 11, 2015

## South America

*One Piece at a Time  
Expedition with **Bonnie Hunter***  
October 28 - November 7, 2015

## Caribbean Cruise & Houston Quilt Festival

*with **Gail Thomas, Jerry Granata,  
Carol Moellers, Dana Lynch and  
Michelle Mischkulnig***  
October 28 - November 7, 2015

## Thailand

*Treasures & Textile tour  
with **Pam Holland & Jim West***  
October 1 - 12, 2015

## Germany, Austria & Bavaria

*with McCall's Quilting Magazine escort,  
**Beth Hayes and Jim West***  
December 5 - 13, 2015





## Pottery

### Ireland

*Castles & Gardens Tour  
of the Emerald Isle.*  
May 30 - June 7, 2015

### Ceramica Italia

*Pottery tour of Italy*  
March 19 - 27, 2016

## Stained Glass

### Caribbean Cruise

*Stained Glass for Beginners*  
November 16 - 21, 2015

### Windows of Tuscany

*Churches & Stained Glass  
Windows Tour*  
March 12 - 20, 2016

### Ireland

*Celtic Design Journey*  
August 8 - 16, 2015



## Scrapbooking

### China

*Scrapbooking Expedition*  
October 3 - 11, 2015

### Caribbean Cruise

*Scrapbooking at Sea*  
November 16 - 21, 2015

### Bali

*A Creative Expedition  
with Ali Edwards*  
August 6 - 14, 2016



## Textiles

### Bali

*Textile Expedition  
with Michelle Mischkulnig*  
July 3 - 10, 2015

### Sew Tuscany

*with Stuart Hillard*  
October 10 - 18, 2015

### Colors of Kenya

*Sewing & Safari Expedition*  
January 2 - 10, 2016



## Weaving

### Ireland

*Irish Weaving & Textiles Tour*  
July 10 - 18, 2015

### South America

*Textiles of the Amazon & Machu Picchu*  
January 7 - 17, 2016

### Africa

*African Textiles & Safari Expedition*  
January 2 - 12, 2016



# Value CARIBBEAN CRUISE Get-A-Way

October 25 - November 1, 2015

## ITINERARY:

| Day | Port                | Arrive  | Depart  |
|-----|---------------------|---------|---------|
| Sun | Galveston, Texas    | --      | 4:30 pm |
| Mon | Day at Sea          | --      | --      |
| Tue | Cozumel, Mexico     | 9:00 am | 6:00 pm |
| Wed | Belize City, Belize | 8:00 am | 6:00 pm |
| Thu | Roatan, Honduras    | 7:00 am | 5:00 pm |
| Fri | Day at Sea          | --      | --      |
| Sat | Day at Sea          | --      | --      |
| Sun | Galveston, Texas    | 7:00 am | --      |



## PACKAGE INCLUDES:

Deluxe accommodations on the ship, all port charges, all meals, all taxes, entertainment and activities on the ship, complimentary gifts onboard the ship, personal Travel West escort, and more!

The **ENTIRE** cost of this **8-day** cruise is only

# \$695.00

Prices are per person based on double occupancy



TOLL-FREE TELEPHONE **800-708-0880**

# TravelWest.com



# Welcome to our Crafter's Neighborhood

**CLICK HERE**

Visit our Craftposium Magazine friends as you explore our Crafters's Neighborhood.





Happy Holidays!

**craftours**  
passion your travel™



[www.CRAFTOURS.com](http://www.CRAFTOURS.com)

WHERE YOUR  
CRAFT JOURNEY

**BEGINS  
AND ENDS**

